

Penn State Smeal College of Business

2013-2014 Undergraduate Employment Report

Full-Time | Internship | Co-op

PENNSTATE



SMEAL College of Business

Table of Contents

College Employment Overview.....3

Employer Activity: Full Time
Top Hiring Organizations: Full Time.....4

Employer Activity: Internship/Co-op
Top Hiring Organizations: Internship/Co-op.....5

Employment by Function
Employment by Industry
Employment by State.....6

Employment by Major Overview.....7

Accounting.....8

Finance.....9

Management.....10

Management Information Systems.....11

Marketing.....12

Risk Management: Actuarial Science.....13

Risk Management: Enterprise Risk Management.....14

Risk Management: Real Estate.....15

Supply Chain and information Systems.....16

Introduction

The following report details full-time, internship, and co-op employment outcomes at the Penn State Smeal College of Business for the 2013-2014 academic year. The Undergraduate Full-Time, Internship, and Co-op Employment Report is prepared by the Penn State Smeal College of Business Career & Corporate Connections Office.

Data was collected through a survey, which was distributed at Summer 2013, Fall 2013, and Spring 2014 commencements, to gather at graduation student outcomes. Students who did not respond or who were still seeking employment were surveyed up through three weeks post graduation to collect updated information on career outcomes. We received 1,299 of 1,605 graduating student responses as to their career outcome status upon graduation. The overall response rate to the survey was 81%.

Internship information is self-reported and collected through December of 2014.

Graduation Outcomes

| | |
|---|--------------|
| Total Student Placement Upon Graduation* | 77% |
| Full-Time Offers Upon Graduation | 66.1% |
| Military Services | 0.6% |
| Public Service | 0.2% |
| Entrepreneurship | 0.9% |
| Further Education | 9.3% |
| Still Seeking | 22.9% |
| Students with Internships who are Employed Full-Time | 92% |

* Total Student Placement upon graduation includes: received full-time offer, military service, further education, entrepreneurship, public service, or internship. Students selecting "Other" were taken out of the calculation.

Employer Activity: Full-Time

Smeal saw an increase of 3% in total full-time job opportunities. The number of interviews conducted on campus decreased by 9%.

Top Hiring Organizations: Full-Time

Top hiring organizations include those companies that hired seven or more seniors from the 2014 graduating class.

| Company | Number of Students Hired |
|--------------------------------|--------------------------|
| PricewaterhouseCoopers LLP | 52 |
| Deloitte | 34 |
| EY, LLP | 32 |
| JPMorgan Chase & Co. | 26 |
| KPMG L.L.P. | 18 |
| PNC | 16 |
| DICK'S Sporting Goods | 14 |
| Goldman Sachs | 11 |
| Amazon.com, Inc. | 11 |
| Pepsico | 11 |
| IBM | 11 |
| Bank of America, Merrill Lynch | 10 |
| Vanguard | 9 |
| AXA | 7 |
| Unilever | 7 |
| GE | 7 |

College Employment Overview

Employer Activity: Internship & Co-op

Smeal saw a 38% increase over 2012-2013 in internship and co-op job opportunities for business students. The number of interviews conducted on-campus increased by 4%. The total number of internships reported was 969.

| Semester | All Business Majors |
|---------------------|---------------------|
| Fall 2013 | 28 |
| Spring 2014 | 98 |
| Spring/Summer co-op | 71 |
| Summer 2014 | 704 |
| Summer/Fall co-op | 68 |
| Total | 969 |

| Smeal Connect Activity | Total Smeal College | % Increase |
|--|---------------------|------------|
| Number of interviews conducted | 3124 | 4% |
| Number of job postings with major as desired major | 1345 | 38% |

Top Hiring Organizations: Internship & Co-op

Top hiring organizations include those companies that hired six or more seniors from the 2014 graduating class.

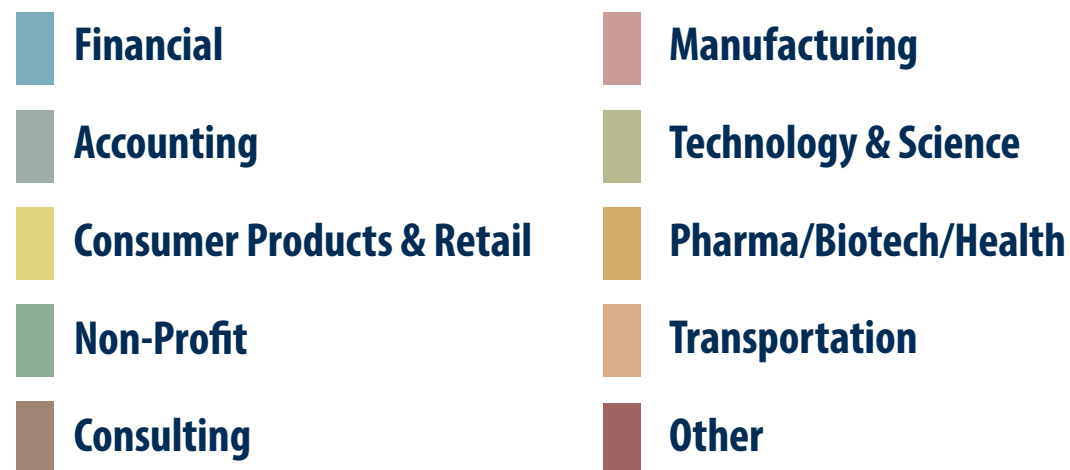
| Company | Number of Students Hired |
|--------------------------------|--------------------------|
| PricewaterhouseCoopers LLP | 62 |
| Johnson & Johnson | 45 |
| KPMG L.L.P. | 41 |
| JPMorgan Chase & Co. | 33 |
| EY, LLP | 29 |
| Deloitte | 18 |
| AIG | 16 |
| Bank of America, Merrill Lynch | 15 |
| Unilever | 15 |
| PNC | 13 |
| Northwestern | 11 |
| Baker Tilly | 11 |
| Grant Thornton | 10 |
| Boeing | 7 |
| IBM | 7 |

College Employment Overview

Employment by Function



Employment by Industry



Employment by State: Top 15

| State | Percent |
|-----------|------------|
| PA | 37% |
| NY | 19% |
| NJ | 10% |
| VA | 5% |
| DE | 3% |
| TX | 3% |
| MA | 3% |
| MD | 3% |
| CA | 2% |
| OH | 2% |
| CT | 2% |
| GA | 2% |
| IL | 2% |
| DC | 2% |
| WI | 1% |

Employment by Major Overview

| Outcomes upon Graduation | Full-Time Offers, Continuing to Graduate School, Military, Entrepreneurship, Public Service | Average Salary per Major | Students with Internships who are Employed Full-Time | Internship/Co-op Salary per Week | % with Paid Internship |
|--|---|--------------------------|--|----------------------------------|------------------------|
| Accounting | 80% | \$55,496 | 93% | \$905 | 92% |
| Finance | 83% | \$58,119 | 95% | \$833 | 87% |
| Management | 83% | \$47,678 | 78% | \$616 | 83% |
| Management Information Systems | 86% | \$57,846 | 92% | \$740 | 85% |
| Marketing | 65% | \$48,771 | 92% | \$674 | 66% |
| Risk Management/ Actuarial Science | 85% | \$62,414 | 92% | \$867 | 85% |
| Risk Management/ Enterprise Risk Management | 74% | \$56,491 | 96% | \$867 | 85% |
| Risk Management/ Real Estate | 78% | \$46,900 | 100% | \$867 | 85% |
| Supply Chain and Information Systems | 78% | \$55,675 | 92% | \$737 | 93% |

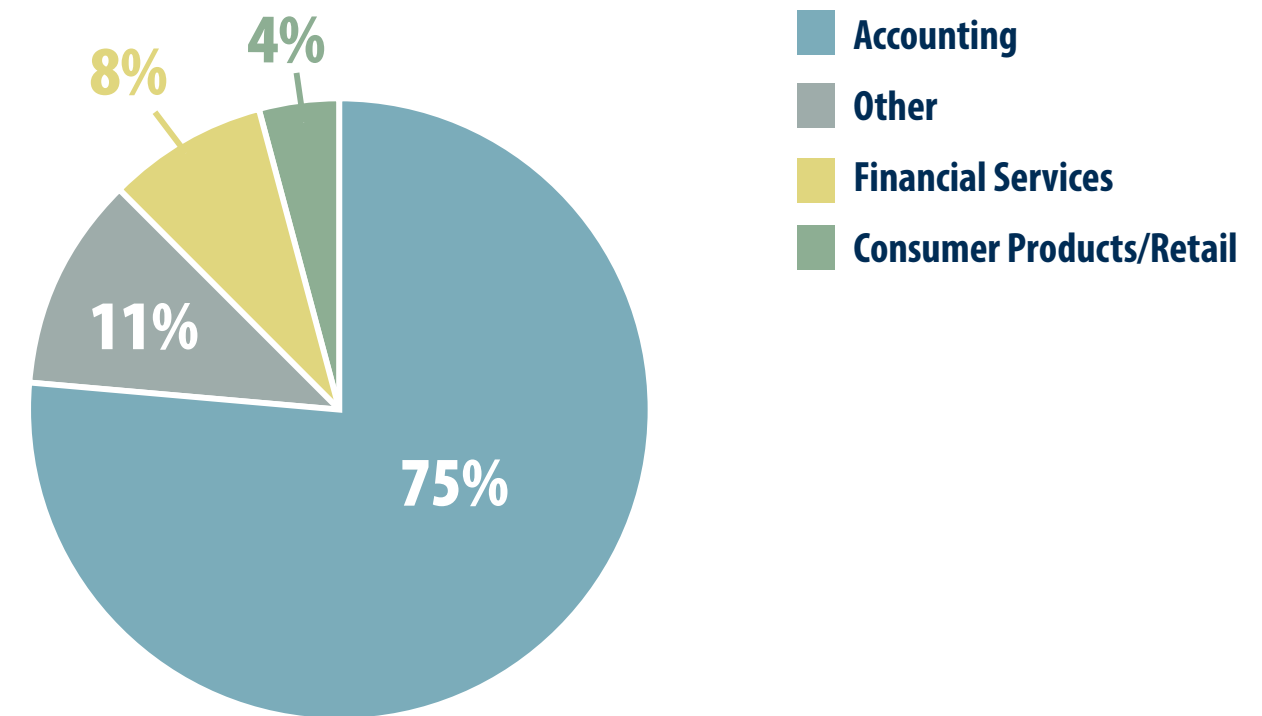
Employment by Major Overview: Accounting

| Student Placement Upon Graduation * | Overall Accounting Major | Four-Year Accounting Majors | Masters of Accounting (MAcc) |
|--|--------------------------|-----------------------------|------------------------------|
| Full-Time Offers Upon Graduation | 64.8% | 48.3% | 99% |
| Military Services | 0% | 0% | 0% |
| Public Service | 0% | 0% | 0% |
| Entrepreneurship | 0.8% | 1.1% | 0% |
| Further Education | 17.4% | 25.6% | 0% |
| Still Seeking | 20.8% | 30% | 1% |
| % of Seniors Who Held At Least One Internship | 75% | 64% | 99% |

Top Hiring Organizations: Full-Time**

- PricewaterhouseCoopers LLP
- EY, LLP
- Deloitte
- KPMG L.L.P.
- McGladrey LLP
- Foot Locker
- Cohn Reznick
- PNC
- Crowe Horwath
- Marcum
- Kreischer Miller
- Eisneramper
- Aronson

Employment by Industry



Top Hiring Organizations: Internship & Co-op**

- PricewaterhouseCoopers LLP
- KPMG L.L.P.
- EY, LLP
- Deloitte
- Baker Tilly
- Johnson & Johnson
- Cohn Reznick
- PNC

Number of Students who had an Internship or Co-op by Semester

- Fall 2013: 3
- Spring 2014: 14
- Spring/Summer Co-op: 20
- Summer 2014: 180
- Summer/Fall Co-op: 12

Internship/Co-op SmealConnect Activity

- Number of interviews conducted:**
- Accounting only: 443 (-3%)
- MAcc only: 70 (+4%)
- Number of job postings with major as desired major:**
- Accounting only: 450 (+5%)
- MAcc only: 291 (-11%)

* Total Student Placement upon graduation includes: received full-time offer, military service, further education, entrepreneurship, public service, or internship. Students selecting "Other" were taken out of the calculation.

** Top hiring organization lists are in rank order according to the number of students hired. Companies are listed if they hired two or more students.

Employment by Major Overview: Finance

| | |
|--|--------------|
| Overall Student Placement* | 83% |
| Full-Time Offers Upon Graduation | 70.4% |
| Military Services | 0.7% |
| Public Service | 0.4% |
| Entrepreneurship | 1.1% |
| Further Education | 10.5% |
| Still Seeking | 17% |
| % of Seniors Who Held At Least One Internship | 84% |

Top Hiring Organizations: Full-Time**

- JPMorgan Chase & Co.
- PNC
- Deloitte Consulting
- PricewaterhouseCoopers LLP
- Goldman Sachs
- Bank of America, Merrill Lynch
- GE
- Blackrock
- Vanguard
- AXA

Top Hiring Organizations: Internship & Co-op**

- JPMorgan Chase & Co.
- PricewaterhouseCoopers LLP
- Bank of America, Merrill Lynch
- Johnson & Johnson
- EY, LLP
- Grant Thornton
- IBM

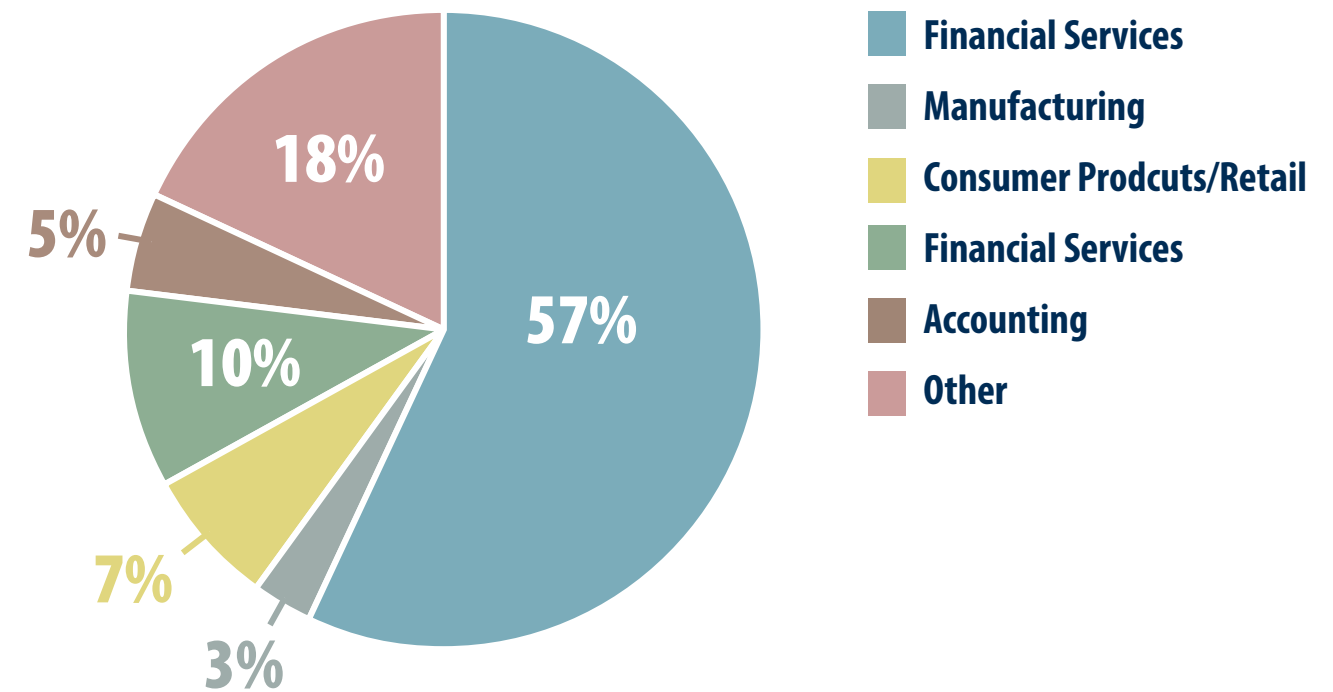
Number of Students who had an Internship or Co-op by Semester

- Fall 2013: 3
- Spring 2014: 14
- Spring/Summer Co-op: 20
- Summer 2014: 180
- Summer/Fall Co-op: 12

Internship/Co-op SmealConnect Activity

- Number of Interviews Conducted: 723 (-1%)
- Number of job postings with major as desired major: 336 (+40%)

Employment by Industry



* Total Student Placement upon graduation includes: received full-time offer, military service, further education, entrepreneurship, public service, or internship. Students selecting "Other" were taken out of the calculation.

** Top hiring organization lists are in rank order according to the number of students hired. Companies are listed if they hired two or more students.

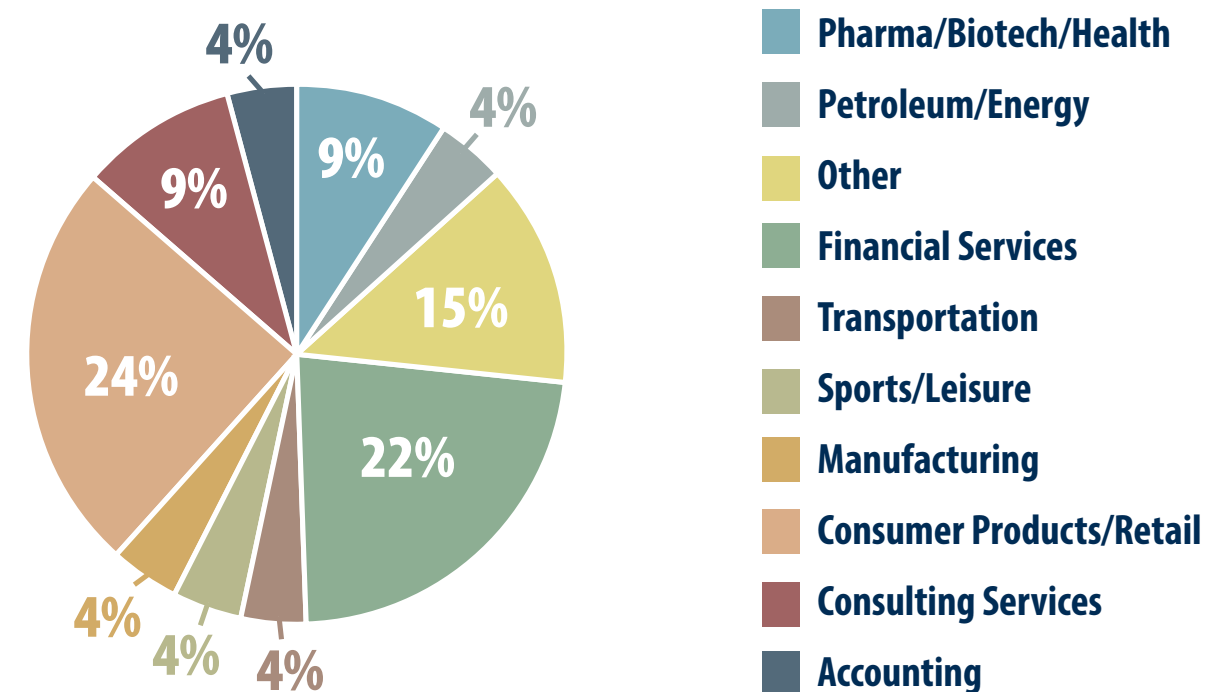
Employment by Major Overview: Management

| | |
|--|--------------|
| Overall Student Placement* | 76.5% |
| Full-Time Offers Upon Graduation | 53.1% |
| Military Services | 3.1% |
| Public Service | 0% |
| Entrepreneurship | 1% |
| Further Education | 19.4% |
| Still Seeking | 23.5% |
| % of Seniors Who Held At Least One Internship | 60% |

Top Hiring Organizations: Full-Time**

- EY, LLP
- JPMorgan Chase & Co.
- Macy's
- Kohl's
- Target
- PNC
- Deloitte
- Grant Thornton
- TJX Companies
- Bank of America, Merrill Lynch

Employment by Industry



Top Hiring Organizations: Internship & Co-op**

- JLG Industries
- Johnson & Johnson
- Macy's
- Northwestern Mutual
- PNC
- Target

Number of Students who had an Internship or Co-op by Semester

- Fall 2013: 2
- Spring 2014: 0
- Spring/Summer Co-op: 1
- Summer 2014: 30
- Summer/Fall Co-op: 2

Internship/Co-op SmealConnect Activity

- Number of Interviews Conducted: 90 (-18%)
- Number of job postings with major as desired major: 146 (+22%)

* Total Student Placement upon graduation includes: received full-time offer, military service, further education, entrepreneurship, public service, or internship. Students selecting "Other" were taken out of the calculation.

** Top hiring organization lists are in rank order according to the number of students hired. Companies are listed if they hired two or more students.

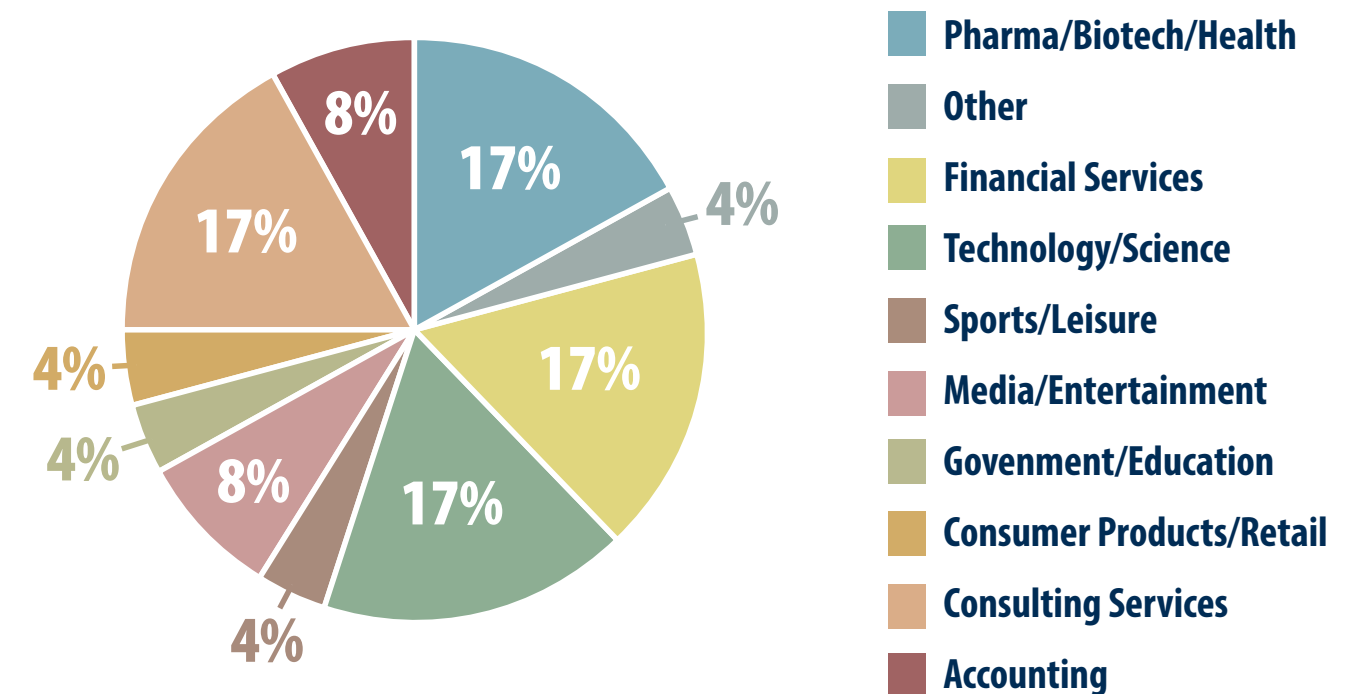
Employment by Major Overview: Management Information Systems

| | |
|--|--------------|
| Overall Student Placement* | 86% |
| Full-Time Offers Upon Graduation | 83% |
| Military Services | 0% |
| Public Service | 0% |
| Entrepreneurship | 3.4% |
| Further Education | 0% |
| Still Seeking | 13.8% |
| % of Seniors Who Held At Least One Internship | 83% |

Top Hiring Organizations: Full-Time**

- PricewaterhouseCoopers LLP
- Apprise Software, Inc.
- JPMorgan Chase & Co.
- PNC
- KPMG L.L.P.
- Deloitte
- United Healthcare
- Fidelity Investments
- Verizon Communications
- BP

Employment by Industry



Top Hiring Organizations: Internship & Co-op**

- PricewaterhouseCoopers LLP
- Amazon.com, Inc.
- Carestream
- Colgate - Palmolive
- Johnson & Johnson
- EY, LLP

Number of Students who had an Internship or Co-op by Semester

- Fall 2013: 1
- Spring 2014: 0
- Spring/Summer Co-op: 1
- Summer 2014: 23
- Summer/Fall Co-op: 2

Internship/Co-op SmealConnect Activity

- Number of Interviews Conducted: 65 (+23%)
- Number of job postings with major as desired major: 187 (-6%)

* Total Student Placement upon graduation includes: received full-time offer, military service, further education, entrepreneurship, public service, or internship. Students selecting "Other" were taken out of the calculation.

** Top hiring organization lists are in rank order according to the number of students hired. Companies are listed if they hired two or more students.

Employment by Major Overview: Marketing

| | |
|--|--------------|
| Overall Student Placement* | 65% |
| Full-Time Offers Upon Graduation | 58.5% |
| Military Services | 0.4% |
| Public Service | 0.4% |
| Entrepreneurship | 1.2% |
| Further Education | 4.8% |
| Still Seeking | 34.7% |
| % of Seniors Who Held At Least One Internship | 89% |

Top Hiring Organizations: Full-Time**

- DICK'S Sporting Goods
- AT&T
- Ross Stores, Inc.
- Vanguard
- PepsiCo
- Deloitte
- TJC Companies
- IBM
- Insight Global
- TekSystems
- Ferguson

Top Hiring Organizations: Internship & Co-op**

- Johnson & Johnson
- JPMorgan Chase & Co.
- Kohl's
- Hershey

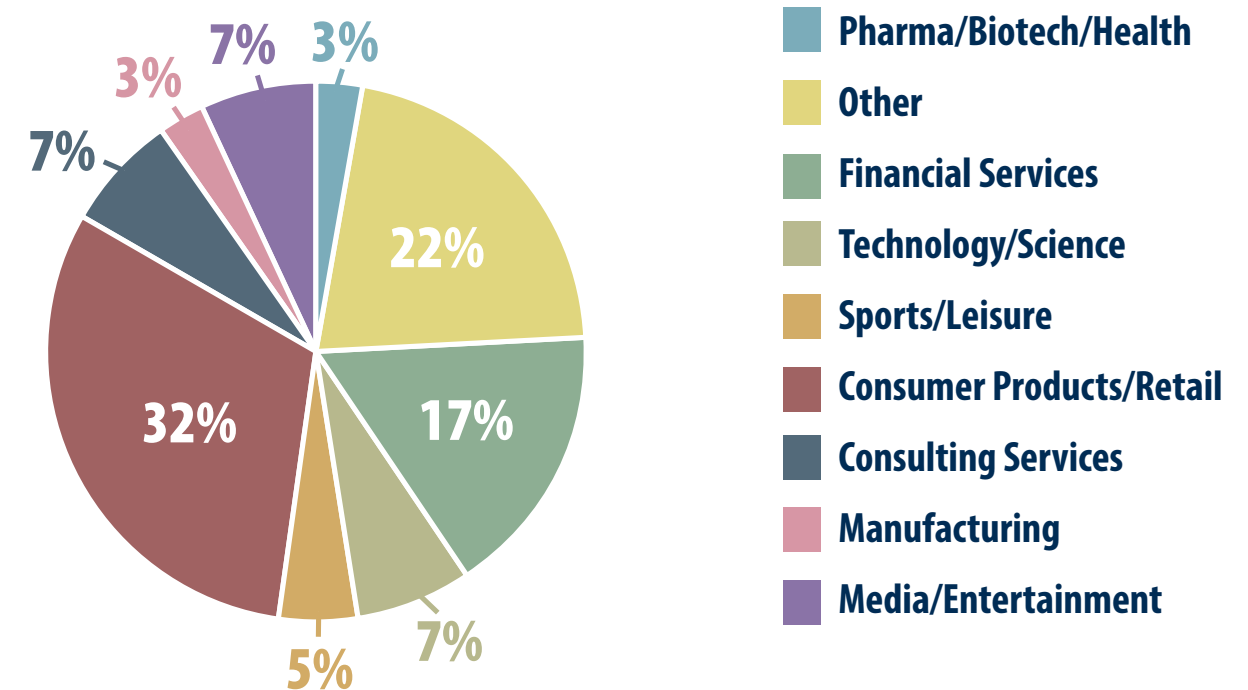
Number of Students who had an Internship or Co-op by Semester

- Fall 2013: 6
- Spring 2014: 2
- Spring/Summer Co-op: 5
- Summer 2014: 88
- Summer/Fall Co-op: 5

Internship/Co-op SmealConnect Activity

- Number of Interviews Conducted: 294 (+2%)
- Number of job postings with major as desired major: 239 (+32%)

Employment by Industry



* Total Student Placement upon graduation includes: received full-time offer, military service, further education, entrepreneurship, public service, or internship. Students selecting "Other" were taken out of the calculation.

** Top hiring organization lists are in rank order according to the number of students hired. Companies are listed if they hired two or more students.

Employment by Major Overview: Actuarial Science

| | |
|--|--------------|
| Overall Student Placement* | 80% |
| Full-Time Offers Upon Graduation | 75.6% |
| Military Services | 0% |
| Public Service | 0% |
| Entrepreneurship | 2.4% |
| Further Education | 2.4% |
| Still Seeking | 19.5% |
| % of Seniors Who Held At Least One Internship | 87% |

Top Hiring Organizations: Full-Time**

- PricewaterhouseCoopers LLP
- Ace Group
- Towers Watson
- SunLife Financial
- EY, LLP
- Deloitte
- United Healthcare
- Prudential Financial

Top Hiring Organizations: Internship & Co-op**

- AIG
- CIGNA
- SunLife Financial
- Towers Watson
- Bank of America, Merrill Lynch
- ING
- BlueCross BlueShield
- Global Life Americas

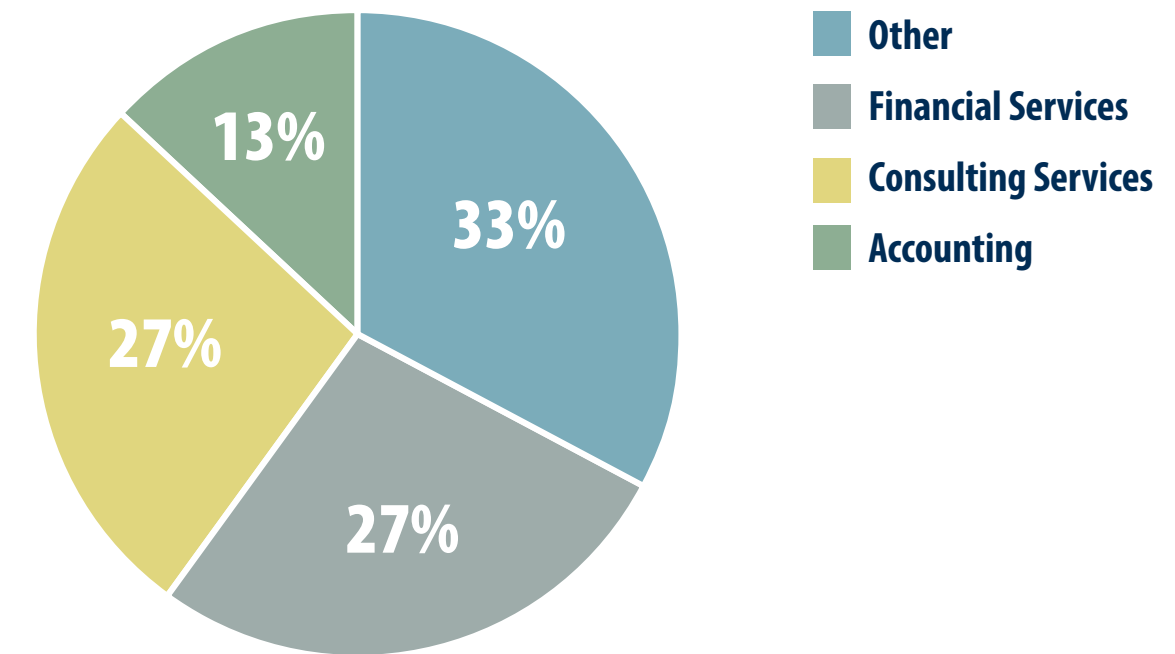
Number of Students who had an Internship or Co-op by Semester

- Fall 2013: 0
- Spring 2014: 1
- Spring/Summer Co-op: 1
- Summer 2014: 38
- Summer/Fall Co-op: 0

Internship/Co-op SmealConnect Activity

- Number of Interviews Conducted: 145 (+600%)
- Number of job postings with major as desired major: 268 (+9%)

Employment by Industry



* Total Student Placement upon graduation includes: received full-time offer, military service, further education, entrepreneurship, public service, or internship. Students selecting "Other" were taken out of the calculation.

** Top hiring organization lists are in rank order according to the number of students hired. Companies are listed if they hired two or more students.

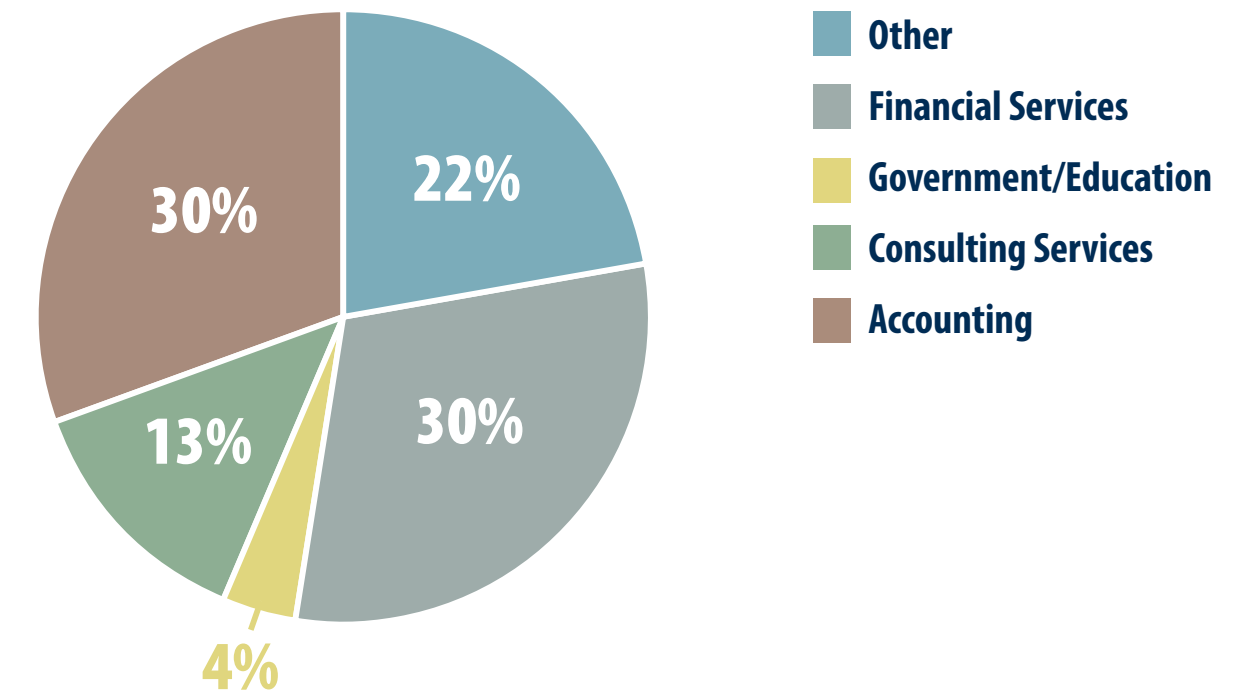
Employment by Major Overview: Enterprise Risk Management

| | |
|--|--------------|
| Overall Student Placement* | 74% |
| Full-Time Offers Upon Graduation | 77.8% |
| Military Services | 2.8% |
| Public Service | 0% |
| Entrepreneurship | 0% |
| Further Education | 8.3% |
| Still Seeking | 11.1% |
| % of Seniors Who Held At Least One Internship | 75% |

Top Hiring Organizations: Full-Time**

- PricewaterhouseCoopers LLP
- Deloitte
- EY, LLP
- JPMorgan Chase & Co.
- Chubb Group
- Selective Insurance
- Vanguard
- Zurich Insurance
- Philadelphia Insurance Companies
- National Interstate

Employment by Industry



Top Hiring Organizations: Internship & Co-op**

- AIG
- Willis
- JPMorgan Chase & Co.

Number of Students who had an Internship or Co-op by Semester

- Fall 2013: 0
- Spring 2014: 1
- Spring/Summer Co-op: 1
- Summer 2014: 38
- Summer/Fall Co-op: 0

Internship/Co-op SmealConnect Activity

- Number of Interviews Conducted: 50 (-4%)
- Number of job postings with major as desired major: 46 (-33%)

* Total Student Placement upon graduation includes: received full-time offer, military service, further education, entrepreneurship, public service, or internship. Students selecting "Other" were taken out of the calculation.

** Top hiring organization lists are in rank order according to the number of students hired. Companies are listed if they hired two or more students.

Employment by Major Overview: Real Estate

| | |
|--|--------------|
| Overall Student Placement* | 78% |
| Full-Time Offers Upon Graduation | 66.7% |
| Military Services | 11.1% |
| Public Service | 0% |
| Entrepreneurship | 0% |
| Further Education | 0% |
| Still Seeking | 22.2% |
| % of Seniors Who Held At Least One Internship | 90% |

Top Hiring Organizations: Full-Time**

- Rock Commercial Real Estate
- Pitcairn
- PA Department of Revenue
- Altus Group

Top Hiring Organizations: Internship & Co-op**

- Willis
- Simon
- Johnson & Johnson
- Cash
- Altus Group

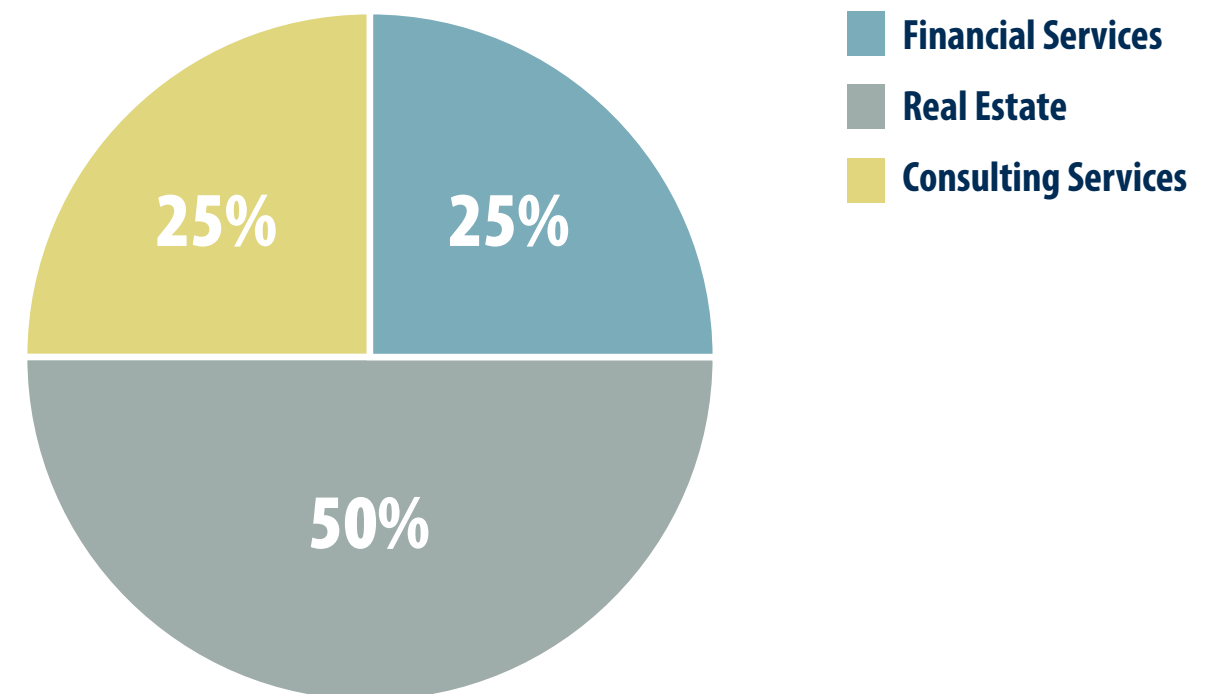
Number of Students who had an Internship or Co-op by Semester

- Fall 2013: 0
- Spring 2014: 1
- Spring/Summer Co-op: 1
- Summer 2014: 38
- Summer/Fall Co-op: 0

Internship/Co-op SmealConnect Activity

- Number of Interviews Conducted: 7 (+250%)
- Number of job postings with major as desired major: 30 (-6%)

Employment by Industry



* Total Student Placement upon graduation includes: received full-time offer, military service, further education, entrepreneurship, public service, or internship. Students selecting "Other" were taken out of the calculation.

** Top hiring organization lists are in rank order according to the number of students hired. Companies are listed if they hired two or more students.

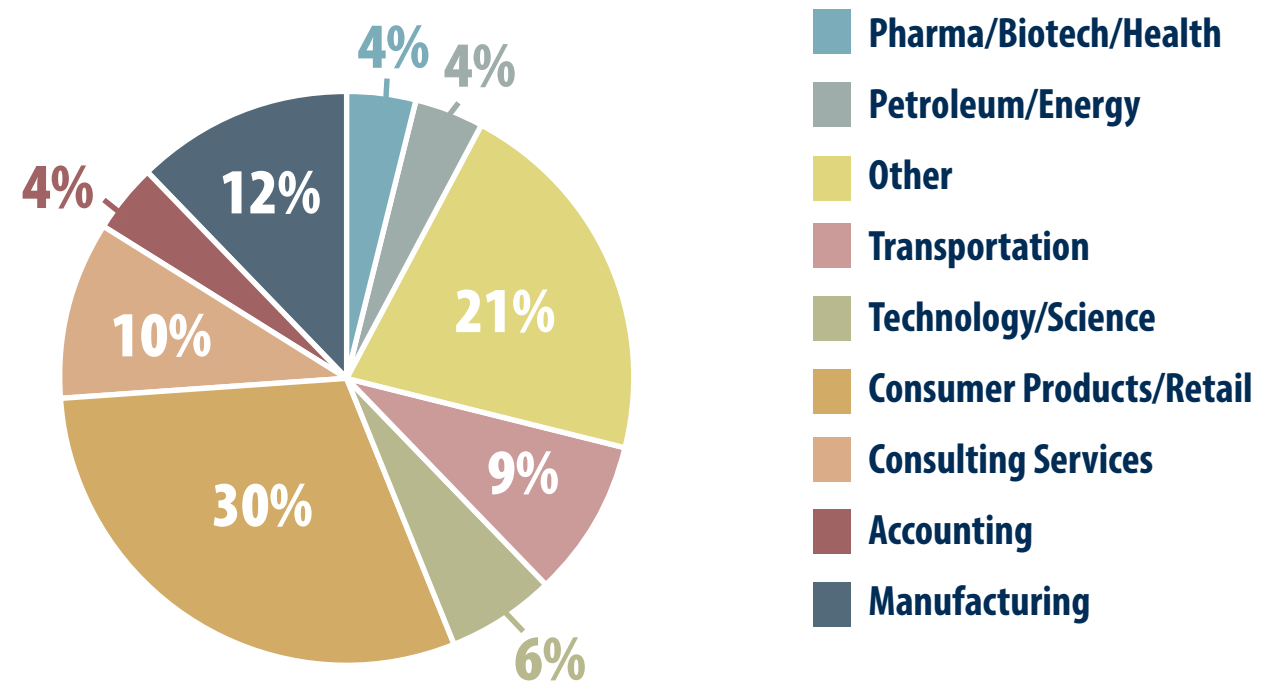
Employment by Major Overview: Supply Chain and Information Systems

| | |
|--|--------------|
| Overall Student Placement* | 78% |
| Full-Time Offers Upon Graduation | 74.9% |
| Military Services | 0% |
| Public Service | 0% |
| Entrepreneurship | 0.4% |
| Further Education | 2.5% |
| Still Seeking | 22.2% |
| % of Seniors Who Held At Least One Internship | 86% |

Top Hiring Organizations: Full-Time**

- Amazon.com, Inc.
- IBM
- PepsiCo
- PricewaterhouseCoopers LLP
- DICK'S Sporting Goods
- EY, LLP
- Dupont
- Toys R'Us
- BP
- Accenture

Employment by Industry



Top Hiring Organizations: Internship & Co-op**

- Unilever
- Johnson & Johnson
- Amazon.com, Inc.
- Dupont
- AIG
- Armada
- BASF
- L'Oreal
- McNeil
- Mondelez

Number of Students who had an Internship or Co-op by Semester

- Fall 2013: 4
- Spring 2014: 3
- Spring/Summer Co-op: 29
- Summer 2014: 113
- Summer/Fall Co-op: 26

Internship/Co-op SmealConnect Activity

- Number of Interviews Conducted: 342 (+2%)
- Number of job postings with major as desired major: 248 (+20%)

* Total Student Placement upon graduation includes: received full-time offer, military service, further education, entrepreneurship, public service, or internship. Students selecting "Other" were taken out of the calculation.

** Top hiring organization lists are in rank order according to the number of students hired. Companies are listed if they hired two or more students.